



Specifications: RS500i

Mounting hardware included

System Type	5.25-inch, coaxial, open-ceiling, ported (33-watt transformer for 25/70.7/100-volt or transformer bypass applications)
Impedance (nominal)	8 ohm
Sensitivity dB @ 2.38 V/1m	86.5 dB
Sensitivity dB @ 1 W/1 m ⁴	86.5 dB
Frequency Response (-3 dB) ¹	87 Hz - 22 kHz
Frequency Response (-10 dB) ¹	61 Hz - 22 kHz
Max. Program Power	150 watts
Max. Continuous Power RMS ²	75 watts
Max. UL Power Rating ³	50 watts
Max. SPL dB @ 1 m	105.5 dB
Coverage Angle (-6 dB @ 2 kHz)	75°
Coverage Angle (-6 dB @ 10 kHz)	105°
Coverage Angle (averaged 2-10 kHz)	95°
Directivity Factor (Q)	4.80 (Averaged 100 Hz - 10 kHz); 12.30 @ 2 kHz
Directivity Index (DI)	5.40 dB (Averaged 100 Hz - 10 kHz); 10.9 dB @ 2 kHz
Tap Selector	Six-position rotary switch with transformer bypass
Transducer	1 x 133 mm (5.25 in.) polypropylene cone, butyl rubber surround
Low-Frequency Driver	133 mm (5.25 in.) convex titanium tweeter with waveguide
High-Frequency Driver	25 mm (1.00 in.)
Low-Frequency Voice Coil	25.4 mm (1.00 in.)
Crossover Frequency	3 kHz
Network Type: Low-Pass	12 dB per octave, 2nd order
Network Type: High-Pass	12 dB per octave, 2nd order
Enclosure Material	Injection-molded ABS, glass fiber reinforced
Motor Board	Cast aluminum
Grille	Iridite-plated steel with powder-coat finish
Inputs	Four-pin, 5.08 mm Euroblock for individual or daisy chain connection
Colors	Black or white
Height	298.2 mm (11.74 in.)
Diameter	245.9 mm (9.68 in.)
Weight	4.3 kg (9.5 lbs)
Shipping Weight	10 kg (22.0 lbs) two per box
Packaging	Two per box
Included Accessories	Hanging hardware, Euroblock connector and terminal weather boot
Optional Accessories	Surface mount bracket AC-RS-SM5
Regulatory UL	UL 1480 (UEAY) and 2239 approved
RoHS	Approved

Transformer Taps

70.7 V	Output	100 V	Output	25 V	Output
33 W	101.5 dB	33 W	101.5 dB	5 W	93.4 dB
17 W	99.0 dB	17 W	99.0 dB	2.5 W	90.5 dB
9 W	96.0 dB	9 W	96.0 dB	1.3 W	87.5 dB
6 W	94.5 dB	6 W	94.5 dB	0.63 W	84.5 dB
3 W	91.5 dB				

¹ Frequency response is measured in half and full space and includes a low-frequency peak > + 3 dB.

² Continuous power rating, EIA-426-B test.

³ UL testing specifies band-limited pink noise over the indicated frequency spectrum.

⁴ 2.83 volts at a distance of 1 meter.

Key Features

- Patented BroadBeam® waveguide technology delivers a consistent dispersion pattern up to 10 kHz for maximum coverage area per speaker (EASE™ documented).
- One 5.25 inch (133 mm) polypropylene woofer and one 1.0 inch (25 mm) convex titanium tweeter with FerroFluid cooling mounted to a proprietary cast-aluminum baffle and heat sink.
- Weatherized components for indoor and outdoor applications.
- Includes UL listed hanging hardware with cables and integrated Speed-Clamp™ self-locking wire grip for fast, easy and secure installation. Also includes Euro-block connector and terminal weather boot.
- Patented ZeroReflection™ enclosure technology for optimal sound reproduction and cabinet rigidity.
- Easy-access, six-position selectable tap switch for 25-, 70.7- and 100-volt applications with a transformer bypass position simplifies ordering and inventory tracking.
- Plated steel grille with protective powder-coated finish for lasting durability.
- Average sensitivity 86.5 dB offers high-output capabilities and reduced amplification costs.
- UL 1480 (UEAY), CE and MilSpec 810 approved.
- High-quality black or white paint finish. Custom paint colors optional.
- Optional accessory: AC-RS-SM5 surface mount bracket

Description

The RS500i is a 5.25-inch, two-way, ported speaker with an open-ceiling enclosure design that delivers effective low-end response (61 Hz) and 105° off-axis performance (2 to 10 kHz, independently verified). SoundTube's proprietary BroadBeam® waveguide tweeter system delivers consistent high-performance audio coverage across the operating bandwidth. The RS500i speaker design incorporates a low-profile grille, proprietary motor-board and a six-position tap switch with transformer bypass position. Hanging hardware is included and features SpeedClamp™ self-locking wire grip for fast, easy and secure installation.



Applications

Designed for indoor and outdoor background to mid-level SPL applications, the RS500i includes a single-point mounting system for rapid open-ceiling installations. The broad dispersion pattern (105°) and high sensitivity (86.5 dB 1 W/1 m) make the RS500i speaker ideal for music and paging applications in retail, grocery stores, restaurants, hotels, casinos, museums, trade shows and conference rooms. For applications where additional bass is required, SoundTube's RS1001i-II-T 10-inch subwoofer provides bass down to 38 Hz.

BroadBeam® Wide Dispersion Technology

SoundTube's proprietary BroadBeam® technology incorporates a high-frequency waveguide mated to a 1-inch convex titanium tweeter. The BroadBeam® high-frequency waveguide delivers a consistent dispersion pattern across the upper registers of the frequency spectrum (up to 10 kHz, independently verified). The result is better edge-to-edge coverage, reduced power needs, shorter installation time and cost savings on shipping and labor.

Patented SoundTube Technologies

SoundTube Entertainment and MSE Audio Group constantly develop new technologies that enhance audio product performance. SoundTube Entertainment innovations are protected by multiple U.S. and international patents, which explicitly cover SoundTube dispersion, enclosure and dome technologies. MSE Audio Group actively defends its patents in order to protect SoundTube resellers and end users.

Technical Data and Specification Tools

Technical Data

SoundTube Entertainment strives to provide complete and effective technical information and data to dealers, engineers and designers. All data are avail-

able from SoundTube Entertainment or at www.soundtube.com.

Technical data and downloads include:

EASE™ data – 3-D polar plots.

EASE™ Address – 2-D modeling for distributed systems

Autodesk® Revit® software

Tech Sheets – Technical information and architectural specs for system engineers

SoundTubeSPEC™ – Proprietary speaker placement software

Data Acquisition and Verification

All data for SoundTube speakers are independently collected from and verified by NWA Labs (www.nwaalabs.com) using their proprietary MACH testing system. All data are collected and analyzed according to ASTM, ISO and AES standards using EASRA, TEF and MLSSA. Full balloon data including both phase and magnitude are compiled into a variety of formats including EASE 4.x, GLL and CLF.

Architectural Specifications

The loudspeaker shall consist of a 133 mm (5.25 in.) low-frequency transducer and a 25 mm (1.0 in.) high-frequency transducer with a crossover installed in the ported enclosure. The low-frequency voice coil diameter shall be 25 mm (1.0 in.).

Performance specifications of a typical production unit shall be as follows: Useable frequency response shall extend from 61 Hz – 22 kHz (-10 dB). Measured sensitivity (2.83-volt input, 1 meter) shall be at least 86.5 dB. The speaker shall have a nominal impedance of 8 ohms and be available for 25-, 70.7- and 100-volt modes with transformer bypass position. The frequency-dividing network shall have a crossover frequency of 3 kHz with slopes of 12 dB per octave (2nd order) for both low- and high-pass filters. Rated power capacity shall be at least 75 watts continuous (RMS) and conform to EIA-426-B testing. Maximum continuous output at 1 meter shall be 105.5 dB.

The low-frequency transducer shall have a polypropylene cone with butyl rubber surround. The high-frequency transducer shall be constructed of titanium with a proprietary BroadBeam® waveguide.

Installation for the unit shall be by UL listed, galvanized steel cable affixed to the speaker chassis via an integrated snap-hook. For safety redundancy, a secondary cable shall be included. The external wiring input connector shall be a four-pin, 5.08 mm Euroblock for 8-ohm or distributed systems and shall accept from 10 – 22-gauge wire. The system shall be for indoor and outdoor applications and shall have a weather-resistant terminal boot covering all wire connectors.

The enclosure shall be constructed of injection-molded, glass-reinforced ABS. The grille shall be constructed of powder-coated steel for lasting performance in the elements. Overall cabinet dimensions shall be no more than 298.3 mm (11.74 in.) in height by 245.9 mm (9.68 in.) in diameter. The speaker shall include hanging hardware, Euroblock connector and weather-resistant terminal boot.

The system shall be the SoundTube RS500i with hanging hardware for both low- and high-impedance applications.

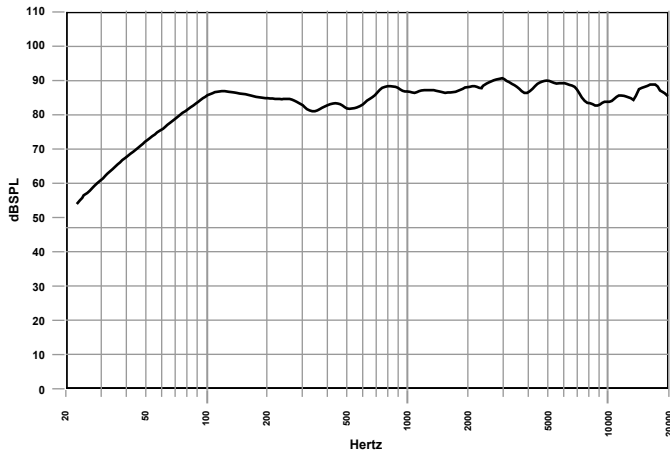
SoundTube Entertainment

6430 Business Park Loop Road
Park City, Utah 84098
Phone 435.647.9555
Fax 435.647.9666
Toll Free 800.647.TUBE
www.soundtube.com

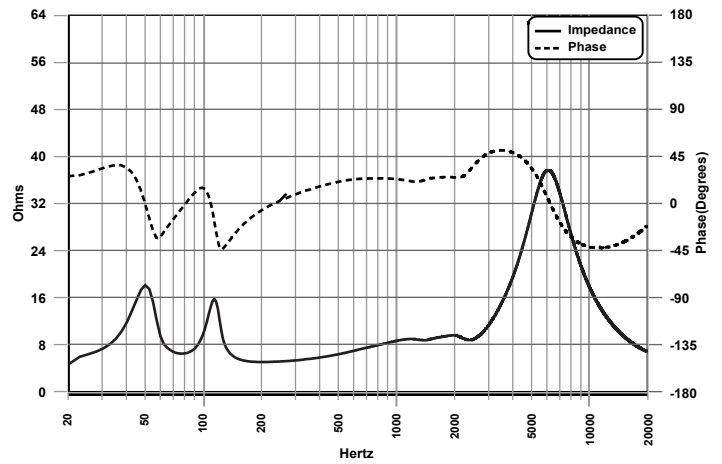
All SoundTube products come with a 5-year limited warranty.



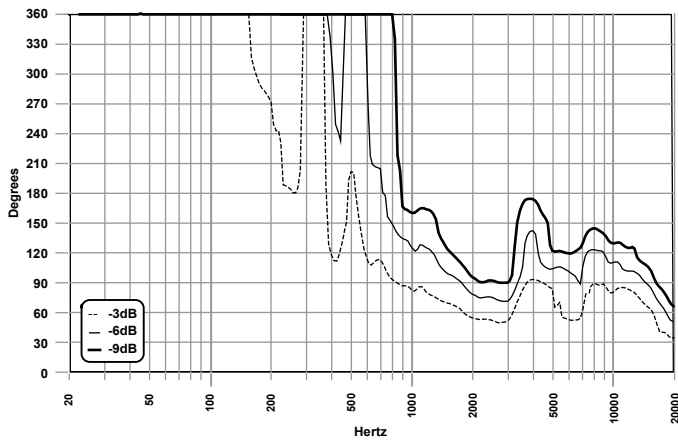
Frequency Response



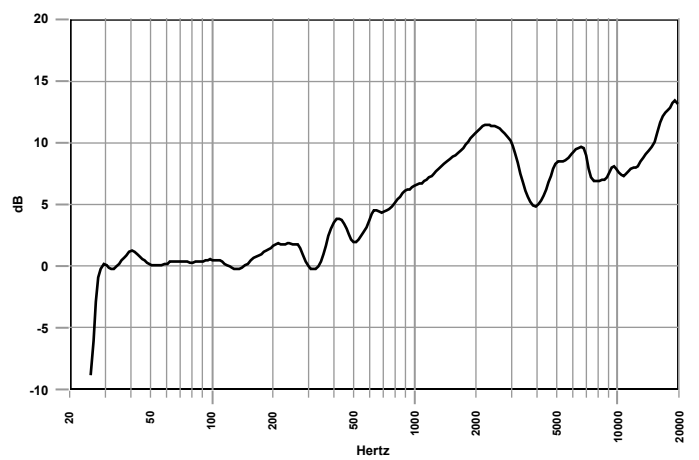
Phase/Impedance Response



Vertical Beamwidth

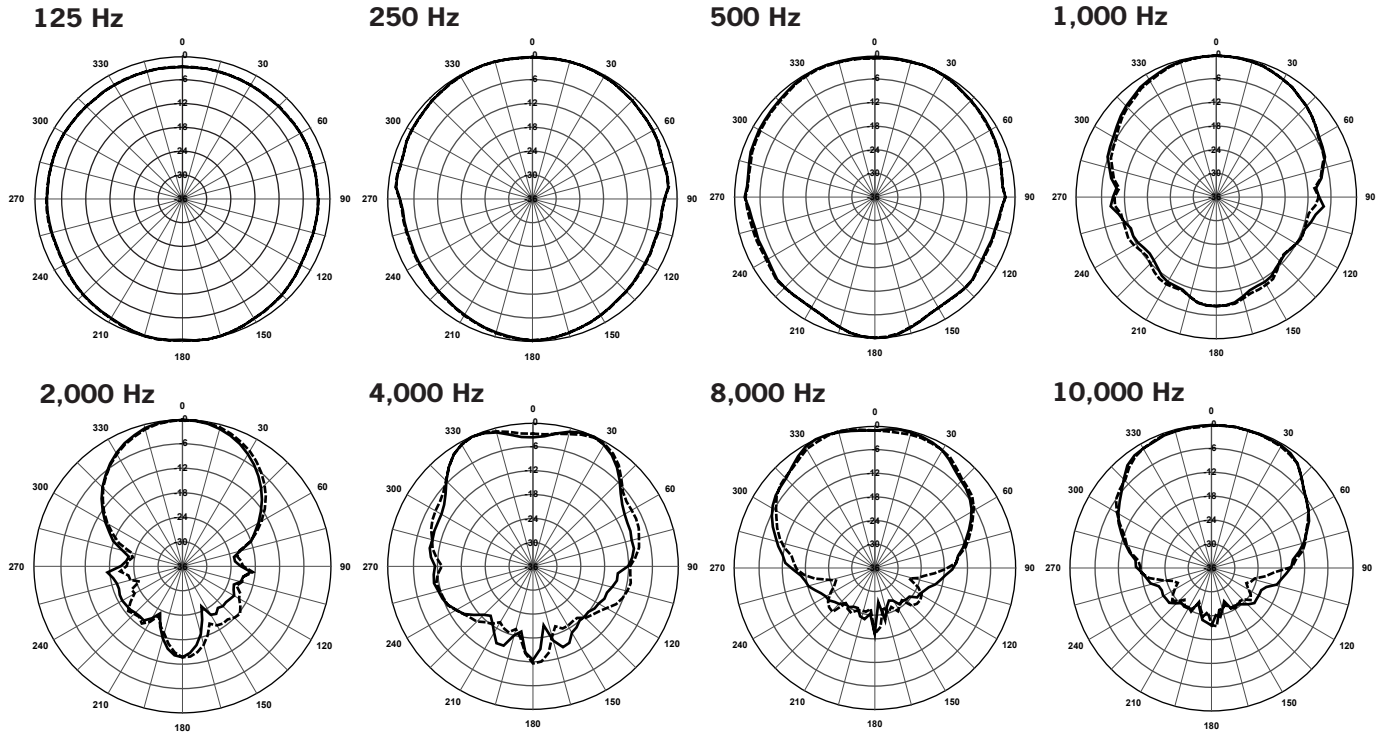


Directivity Index (DI)

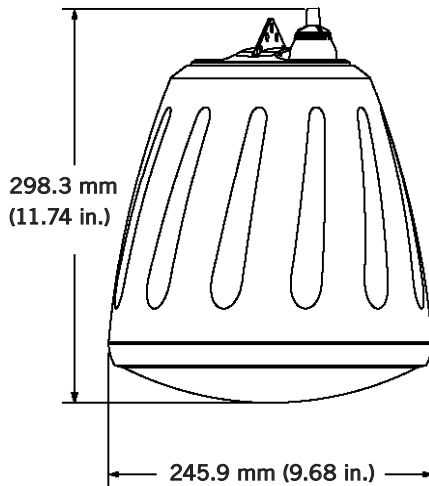




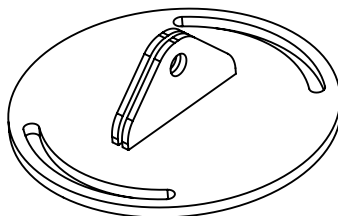
Polar Plots



Mechanical Drawings

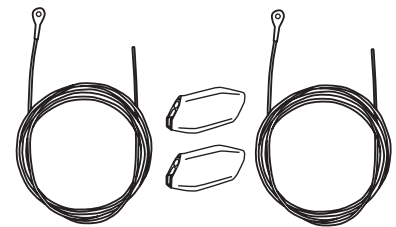


Optional Accessories



Surface-Mount Bracket (AC-RS-SM5)

Included Accessories



Hanging Hardware: Main & Safety Cables w/ SpeedClamp™

SoundTube's hanging cable kit incorporates hanging and safety cables and SpeedClamp™ self-locking cable clamps for an integrated and easy-to-install system. Hanging and safety cables are infinitely adjustable to 2.74 m (9.0 ft).

SoundTube Entertainment manufactures a complete line of speakers for:
Open-Ceiling • In-Ceiling • Surface-Mount • Outdoor • Sound-Focusing

All SoundTube products are designed and engineered in the U.S.A.